

[1]

# EU-TYPE EXAMINATION CERTIFICATE



[2] **Equipment and Protective System intended for use in potentially explosive atmospheres**  
**Directive 2014/34/EU – Annex III**

[3] Certificate Number: **EPT 12 ATEX 0783** **Issue 2**

[4] Equipment: **Solenoid valves and Electromagnetic devices**

Series: **L, C, D, E, F, G, VL, VC, VD, VE, VF, VG, H, VH**  $(-20 \leq T_{amb} \leq +xx)$

[5] Manufacturer: **NADI S.r.l.**

[6] Address: **Via Risorgimento, 10 – 20017 Mazzo di Rho (MI) – Italy**

[7] This equipment and its accepted variations are specified in the annex to this Certificate.

[8] Eurofins Product Testing Italy S.r.l., Notified Body n. 0477 in accordance with Article 21 of the Directive 2014/34/EU of the European Parliament and of the Council of 26 February 2014, certifies that this equipment has been found to comply with the Essential Health and Safety Requirements relating to the design and construction of equipment intended for use in potentially explosive atmospheres given in Annex II of the Directive.

The examination and test results are recorded in the confidential Report N° EPT.19.REL.01/1319026

[9] Compliance with the essential health and safety requirements is assured through the verification of them and by compliance with the harmonized standards :

**EN 60079-0:2012+A11:2013, EN 60079-1:2014, EN 60079-31:2014,**  
**EN 60079-26:2015, EN ISO 80079-36:2016, EN ISO 80079-37:2016**  
and with the standard **EN 60079-0:2018**

[10] If the sign "X" is placed after the Certificate number, it indicates that the equipment is subject to the special conditions for safe use specified in the annex to this Certificate.

[11] This EU-TYPE EXAMINATION CERTIFICATE relates only to the design, the exam and the tests of the specified equipment.


Further requirements of the Directive 2014/34/EU apply to the manufacture and supply of this equipment. These requirements are not object of this Certificate.

[12] The equipment shall include the symbols  II 1G/2GD and at least one of the following strings:


Ex h IIB TX Ga  $-20^{\circ}\text{C} \leq T_{amb} \leq +xx^{\circ}\text{C}$   
Ex db IIB TX Ga/Gb  
Ex tb IIIC TX°C Db

Place and date of issue:  
**Torino, 2019-08-28**





Dionisio Bucchieri  
Directive Responsible



Paolo Trisoglio  
Managing Director



**PRD N° 119B**  
Membro degli Accordi di Mutuo Riconoscimento EA, IAF e ILAC  
Signatory of EA, IAF and ILAC Mutual Recognition Agreements

This Certificate has 4 pages and it is reproducible only in its entirety. Conditions of validity are reported below.

[13]

**ANNEX**

[14]

**EU-TYPE EXAMINATION CERTIFICATE N. EPT 12 ATEX 0783**

Issue 2


**[15] Equipment description**

The solenoid valves and electromagnetic devices are divided into the following series, identifiable through the first alphabetical letters of the product code:

Solenoid valves: L, C, D, E, F, G, VL, VC, VD, VE, VF, VG

Electromagnetic devices series: H, VH

They are used to control the flow of flammable and/or inert gas or liquids in a potential explosive atmosphere.

The solenoid valve is composed of a flameproof enclosure (which contains the electromagnetic device) and a valve.

The electromagnetic device is composed of a flameproof enclosure (which contains the solenoid).

The flameproof enclosure is made of light alloy GAlSi4.5MnMg colored anodized (colored) or painted (if painted the paint used has a maximum thickness of 200 µm) and silicone gaskets.

The body of the valve can be made of brass UNI 5705/ UNI 4893, nickel-plated brass UNI 5705/ UNI 4893, bronze UNI 7013, stainless steel AISI 303/AISI 304/AISI 316/AISI 316L, Al light alloys (not permitted for inflammable gas or liquids), or Carbon steel while the seals materials can be NBR, viton, urepan, PTFE, rulon, metallic, neoprene, EPDM, HNBR, kalrez or special.

The equipment is suitable for groups IIB and group IIIC. It has respectively the type of protection "Ex db", "Ex h" and "Ex tb".

**Electrical characteristics**

Maximum voltage: from 6 V to 400 Vdc or 400 Vac

Rated frequency: 50 or 60 Hz

Maximum power dissipation: 11W or 26W

Degree of protection IP 67 (1m of depth 40 min, according to EN 60079-0 and IEC 60529)

Ambient temperature. from -20 to +40 °C (or from -20°C to +60 °C)

The temperature class and maximum surface temperature depends on the ambient temperature and on the nominal power of the solenoid valve coil according to the following table:

Maximum ambient temperature	P≤11W	P≤26W
+40°C	T6 and T65°C	T5 and T87°C
+60°C	T5 and T85°C	T4 and T107°C

**Cable entries**

The cable entry devices used on the enclosures must be suitably ATEX certified. They must be chosen according to the type of protection, the type of thread, the degree of protection of the equipment and with suitable operative temperatures as detailed in the following table.

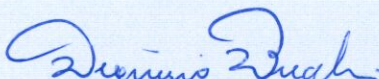
Range of ambient temperature of the equipment	Operative temperature for cable glands
From -20°C to +40 °C	From -20°C to +65 °C
From -20°C to +60 °C	From -20°C to +85 °C

**Screws**

None


**PRD N° 119B**

Membro degli Accordi di Mutuo Riconoscimento EA, IAF e ILAC  
Signatory of EA, IAF and ILAC Mutual Recognition Agreements



Dionisio Bucchieri  
Directive Responsible

Page 2 of 4  
2019-08-28

[13]

**ANNEX**

[14]

**EU-TYPE EXAMINATION CERTIFICATE N. EPT 12 ATEX 0783**

Issue 2



The equipment are identified by the codes as below reported.

The solenoid valves are identified by the code:

① 00÷99 ② 00÷99 ③ ④ ⑤ ⑥

The electromagnetic devices are identified by the code:

H ② 0000÷9999 ⑤ ⑥

While customized codes are identified by the code:

V ① ② 0000÷9999 ④ ⑤ ⑥

Where:

DIGITS		①	②	③	④	⑤	⑥
	<b>Device type</b>						
L	2 way solenoid valves						
C	3 way solenoid valves						
D	5 way solenoid valve						
E	2 way manual reset sol. valves						
F	3 way manual reset sol. valves						
G	5 way manual reset sol. Valves						
H	Electromagnetic devices						
	<b>Body material</b>						
T	Brass UNI-5705/ UNI-4893						
N	Nickel plated brass UNI5703 / UNI4893						
B	Bronze UNI7013						
H	Stainless steel						
	AISI 303 UNI -X10CrNiS1810						
	AISI 304 UNI -X10CrNiS1810						
I	Stainless steel						
	AISI 316 UNI -X5CrNiMo1712						
	AISI315L UNI -X2CrNiMo1712						
L	Al Light Alloys						
C	Carbon steel						
	<b>Connection types</b>						
	(See safety instructions document)						
	<b>Seals material</b>						
0	NBR (Buna N)						
1	VITON						
2	UREPAN						
3	PTFE o RULON						
4	Metallic						
5	Neoprene						
6	EPDM						
7	HNBR						
8	KALREZ						
9	SPECIAL						
	<b>Protection degree</b>						
B	EX-db h IIB IP67 Ex tb IIIC						
	<b>Options</b>						
	No option						
W	Stable Manual Operator						
X	Instable Manual Operator						
Y	Transmission pin						
/Ap	High pressure version						
/SG	Degreasing for O2						
/LT	ATEX Housing						
/C	Antinoise Condenser						
/V	Varistor (Spikes suppressor)						
/LC	Low consumption coil						
/SF	Silicone Lubricants free						

Numbers "00÷99" and "0000÷9999" aren't relevant for the types of protection, details contained in manufacturer's documents.


**PRD N° 119B**

Membro degli Accordi di Mutuo Riconoscimento EA, IAF e ILAC  
Signatory of EA, IAF and ILAC Mutual Recognition Agreements

*Dionisio Bucchieri*  
Dionisio Bucchieri  
Directive Responsible

Page 3 of 4  
2019-08-28



[13]

**ANNEX**

[14]

**EU-TYPE EXAMINATION CERTIFICATE N. EPT 12 ATEX 0783**

Issue 2

**Warning label**

After de-energizing delay 15 min before opening.  
Joints cannot be repaired

**Routine tests**

None

[16] **Assessment Report n° EPT.19.REL.01/1319026**

This EU-Type Examination Certificate is released after the positive result of the conformity assessment of the Council Directive 2014/34/EU and to harmonized technical standards listed in this Certificate; performed by the Notified Body Eurofins Product Testing Italy S.r.l., and reported in the Assessment Report above cited.

[17] **Special condition of use**

Not present

[18] **Essential Health and Safety Requirements**

Assured by compliance with harmonized standards.

[19] **Descriptive documents**

The equipment object of this Certificate is described by the following documents that are scheduled documents and therefore they cannot be modified without the explicit authorization of the Notified Body.

Document	Name	Rev	Date
Safety instructions	3860	5	2019/02
Drawing	3870	1	2019/02/19
Drawing	3870A	1	2019/02/19
Drawing	3870B	0	2003/01/09
Marking plate Atex	3880	3	2019/02/19

[20] **Terms and conditions**

The product liability rests with the Manufacturer, his representative or, in the absence of a representative, with the importer, in accordance with the General Product Safety Directive 2001/95/EC.

The following conditions may render this certificate invalid:

- changes in the design or construction of the product;
- changes or amendments to the 2014/34/EU Directive;
- changes or amendments in the standards which form the basis for documenting compliance with the essential requirements of the 2014/34/EU Directive.

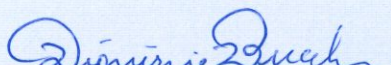
[21] **Certificate History**

This Certificate is at its first issue and replace the EC-TYPE EXAMINATION CERTIFICATE n. EUM1 12 ATEX 0783 and its Supplement n. 1.

Issue	Description	Issue date
0	First issue	2012-09-07
1	Change of o-rings material and standard update	2015-06-06
2	Standard update (EN 60079-0, EN 60079-26, EN ISO 80079-36, EN ISO 80079-37)	2019-08-28


**PRD N° 119B**

Membro degli Accordi di Mutuo Riconoscimento EA, IAF e ILAC  
Signatory of EA, IAF and ILAC Mutual Recognition Agreements

  
Dionisio Bucchieri  
Directive Responsible

Page 4 of 4  
2019-08-28

End of Certificate